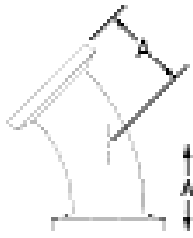


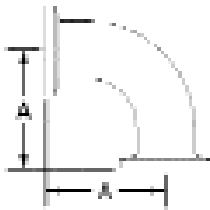
## HIGHVAC NW ELBOWS



### 45° ELBOW

PART NUMBER	A	PRICE
NW16-075-E45	.91	\$43.00
NW25-100-E45	1.12	\$49.00
NW40-150-E45	1.68	\$76.00
NW50-200-E45	1.99	\$82.00

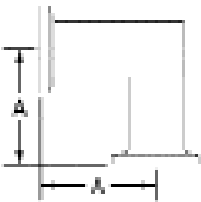
*304 Stainless Steel*



### 90° ELBOW

PART NUMBER	A	UNIT PRICE
NW16-075-E90	1.59	\$38.00
NW25-100-E90	1.65	\$43.00
NW40-150-E90	2.42	\$60.00
NW50-200-E90	3.16	\$75.00

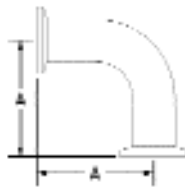
*304 Stainless Steel*



### 90° MITRED ELBOW

PART NUMBER	A	UNIT PRICE
NW16-075-E90M	1.57	\$37.00
NW25-100-E90M	1.97	\$42.00
NW40-150-E90M	2.56	\$58.00
NW50-200-E90M	3.17	\$73.00

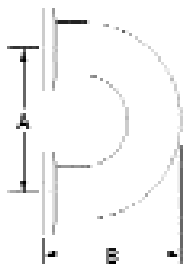
*304 Stainless Steel*



### 90° ELBOW - LONG RADIUS

PART NUMBER	A	UNIT PRICE
NW16-075-E90-LR	2.70	\$60.00
NW25-100-E90-LR	3.64	\$65.00
NW40-150-E90-LR	5.12	\$85.00
NW50-200-E90-LR	5.52	\$100.00

*304 Stainless Steel*



### 180° RETURN

PART NUMBER	A	B	UNIT PRICE
NW16-075-E180	2.25	1.67	\$55.00
NW25-100-E180	3.00	2.17	\$63.00
NW40-150-E180	4.50	3.17	\$85.00
NW50-200-E180	6.00	4.17	\$110.00

*304 Stainless Steel*